


new**led**equipments



**physioled**  
physio**therapy**



DOWNLOAD **LED SPA** APP

Available on the  
**App Store**



<sup>02</sup> **electra**  
electro**therapy**

<sup>04</sup> **sonora**  
ultrasound**therapy**

<sup>06</sup> **therma**  
diatherma**therapy**

<sup>08</sup> **pressa**  
presso**therapy**

<sup>10</sup> **lambda**  
laser**therapy**

<sup>12</sup> **tesla**  
magneto**therapy**

<sup>14</sup> **onda**  
shockwave

**+** what's **new**

- > High luminosity graphic touchscreen display
- > Intuitive icons interface
- > Controls of the unit made by one knob multipurpose encoder, keys or touchscreen
- > Stored therapeutic protocols inside
- > Customized programs
- > Possibility to upgrade through USB port

# electra

electrotherapy

models  
**electra 2** 2 channels  
code ELC002  
**electra 4** 4 channels  
code ELC004



**electra** delivers different types of currents suited for most of the therapy of painful syndromes and for invigorating or

hypertrophying treatment through passive gymnastics, and rehabilitation of normoinnervated and/or denervated muscular tissues.


**electra**, realized with the more advanced electronic technologies, it is proposed in 2 or 4 channels.

**electra** has: Diadynamic Current assures the success of the treatment of painful inflammatory conditions of

muscles, articulations, peripheral nerves and, in the sporting medicine, the rapid resolution of traumas and hematomas. Faradic Current which allows the stimulation of normoinnervated muscles in every treatments.

Pulse Current, that thanks to a constant increment of the intensity respect the time, can be used for the stimulation of partially innervated or denervated muscles. Direct Current, that can be delivered singularly or mixed with diadynamic, faradic and pulse current, makes **electra** useful for the galvanization, the galvanic bath and the iontophoretic administration of


drugs. Bipolar Current it allows the use for the invigorating and rehabilitative muscular stimulation. The symmetrical bipolarity of the stimulating waves improves the sensory acceptability of the stimulation, due to the soft perception of the delivered currents, avoiding other drawbacks to the electrolytic action of the monopolar stimulation. Interferential Current they assure the transfer of low frequency antalgic or motor stimulating current to deep tissue levels, though the aid of higher frequencies that reduce the cutaneous impedance with consequent diminution of problems of irritation of the epidermis.



2/4 output channels



dimensions in **mm**  
weight **4Kgs**



## what's new

- > Wide range of preset protocols
- > Customized programs
- > Planning sequence of treatment phases each channel allowed
- > Completely independent channels
- > Methods of safety control with deactivation of the output current in case of accidental detachment of the electrodes



Diadynamic

MF  
MFS  
CP  
DF  
DFS  
CP



Faradic

Rectangular  
Triangular  
Exponential  
Neofaradic  
Trabert




Galvanic

Continuous  
MF Galvanic



Impulsive

Rectangular  
Triangular  
Exponential  
Biphasic



T.E.N.S.

Burst  
Modulated  
Random



Bipolar

Medium freq.  
Russian  
Bipolar IF  
Tetrapolar  
Isoplanar  
Vectorial



## Main features

Max output direct current  
Max output pulse current  
Max output voltage  
Power supply  
Electrical input power

30 mA  
70 mA  
100 Vdc  
90-240 Vac/50-60 Hz  
60 VA electra 2  
90 VA electra 4

physioled

# electra MicroLab



codice ELCML2

## electrotherapy

**electra MicroLab** is a medical device that uses newly developed microcurrents for the treatment of metabolic blocks that cause pain and functional disability. It can be used for manual and automatic treatment of all musculo-skeletal and visceral diseases both in the acute and chronic phase.

Unlike conventional electrotherapy, which uses currents in milliamps (mA), **electra MicroLab** is able to deliver currents in microamperes ( $\mu$ A), thousands times lower. These micro currents offer advantages such as safety, comfort and especially a series of physiological effects that are

successfully used for therapeutic purposes.

The device delivers a series of bioelectric signals that in nature characterize the various metabolic activities at the cellular level, of the interstitial matrix, of the connective tissue, of the muscles and of the venous and lymphatic circulatory system.

Through these actions the device is able to obtain cellular biostimulation effects (restoration of cell-matrix interchange), muscular tonotrophism's effect (through a greater perfusion of the blood), superficial and deep lymphatic drainage and microangiogenesis, indispensable in tissue reconstruction interventions and wash-out (calcifications, tendon and muscle injuries,

degenerative pathologies).

Special programs calibrated to specific work frequencies of the various tissues affected, allow the intervention on lesions or functional blocks, by ensuring the restoration of a correct balance of cellular homeostasis and of system activity in all tissues involved in the event, thus promoting in a simple and effective way the return of the injured function.

Effectiveness, great elasticity and total safety for the patient and for the operator make **electra MicroLab** an innovative device able to totally satisfy the needs of a modern and non-invasive rehabilitation, allowing to "aim" the target tissue correctly, and to work selectively on muscles, venous and lymphatic circulation.






dimensions in **mm**  
weight **4Kgs**



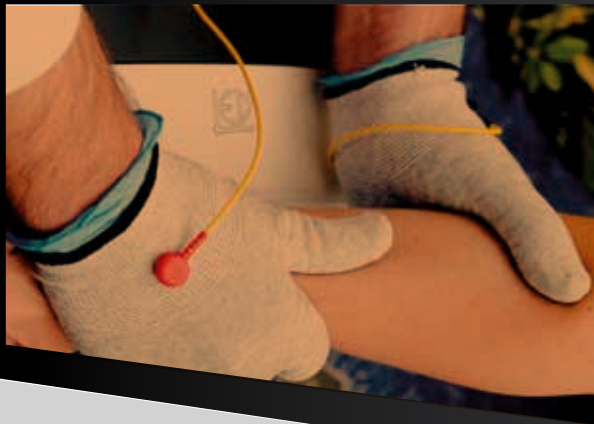
**Manual**



**Automatic**



**Polarization**



MicroLab is programmed to perform the therapy in 3 modalities:

**Manual**, in which the operator directly deal with the therapy using the appropriate gloves.

**Automatic**, in which the device doesn't require the direct intervention of the physiotherapist.

**Polarization**, in which both the manual and automatic modality are managed simultaneously

## Main features

Max output impulsive current  
Max output voltage  
Power Supply  
Electrical input power

from 200  $\mu$ A to 70.000  $\mu$ A (0,2 mA - 70mA)  
100 Vdc  
90-240 Vac/50-60 Hz  
60 VA

physioled

# sonora

ultrasoundtherapy

models **sonora**  
**sonora combi**

ultrasound  
code SNR001

ultrasound+ electrotherapy  
code SNR003



**sonora** are a programmable driver units for US transducers with working frequencies from 1 up to 3 MHz.

**sonora** has realized in the followings two versions: One with automatic tuning to use ultrasound transducers in the range 1 Mhz- 3 MHz. The second one **sonora combi**, with automatic tuning to use ultrasound transducers in the


range 1 MHz – 3 MHz together with electrotherapeutic current.

Through **sonora** it is possible to obtain delivery of continuous or modulated ultrasound with programmable intensity and delivery time to fit the thermo therapeutic deep treatment for different pathologic conditions.

**sonora** transducer handpieces can be under water used.

## + what's new

- > Wide range of preset protocols
- > Customized programs
- > Multi frequency handpieces
- > Automatic recognition of the connected accessory
- > Continuous or pulsated delivery
- > Associated with electrotherapy\*







dimensions in **mm**  
weight **4Kgs**

## sonora combi



electrotherapy



+



ultrasound



### sonora combi currents available



Diadynamic

MF  
MFS  
CP  
DF  
DFS  
CP



Faradic

Rectangular  
Triangular  
Exponential  
Neofaradic  
Trabert



Galvanic

Continuous  
MF Galvanic



Impulsive

Rectangular  
Triangular  
Exponential  
Biphasic



T.E.N.S.

Burst  
Modulated  
Random



Bipolar

Medium freq.  
Russian  
Bipolar IF  
Tetrapolar  
Isoplanar  
Vectorial

## Main features

Output frequency	1.0 to 3.0 MHz
Max intensity	3.0 W/cm <sup>2</sup>
Max output direct current	30 mA*
Max output pulse current	70 mA*
Max output voltage	100 Vdc*
Power supply	90-240 Vac / 50-60 Hz
Electrical input power	70 VA (sonora) / 100 VA (combi)

\*only with combined US and ET version (COMBI)

physioled

# therma

## diathermaltherapy

diathermal  
code THR001



**therma** is a new equipment for Therapeutic Resistive and Capacitive Diathermal non invasive treatment and which is prompt to generate, with

the best effectiveness and without pain, endogenous hyperemia for draining and stimulate blood circulation in all the different cellular layers for lymphatic drainage, anti-inflammation effects, circulation improvement and pain reduction. Stimulate the natural and physiological body reaction to the pathology and accelerates reparative processes, thanks to special applicators is able to deliver the proper energy into the different cellular layers. Therapeutic Resistive and Capacitive Diathermal treatment is the recent and more effective approach in diathermy treatment for all the professional operators who are looking for something more than a traditional diathermy unit (microwaves or shortwaves). Therapeutic Resistive and Capacitive Diathermal is the technological and therapeutic evolution providing versatility, effectiveness, therapeutic benefits that are hardly to achieve with the traditional diathermy devices. The treatment is like a massage during which it is possible to deliver energy to the patient who feels a comfortable warm.

get ready to **win**





dimensions in **mm**  
weight **5Kgs**

3 positions **handle**

## + what's new

- > Wide range of preset protocols
- > Customized programs
- > Capacitive Mode for drainage and relaxing contractions with quite important heat effect.
- > Resistive Mode for biological stimulation with athermal or minimal heat effect



## Main features

Max Power	150W/250VA
Working frequencies	500 kHz/1 MHz
Operative mode	Resistive/Capacitive
Power supply	90-240 Vac / 50-60 Hz
Electrical input power	300 VA

**physioled**

# pressa

pressotherapy

pressa  
code PR001

**pressa** is a modern and reliable compressive system of the new generation. The equipment is destined to physiotherapeutic treatments in which is in demand mechanical pressure massage for mechanical lymphatic draining. The **pressa** measurement exactness, the polyfunctionality of the planning system and the action of the special physiological accessories, with overlapping sectors, allow to effect the

lymph nodes unblocking before make the pressure massage.

**pressa** has realized using the most updated electronic technology which drives up to 8 sectors.

The units **pressa** use a system of automatic recognition of the connected accessory which avoids unwanted errors in the selection of the protocol or of the program. **pressa** allows to set different working pressure for each single sector.

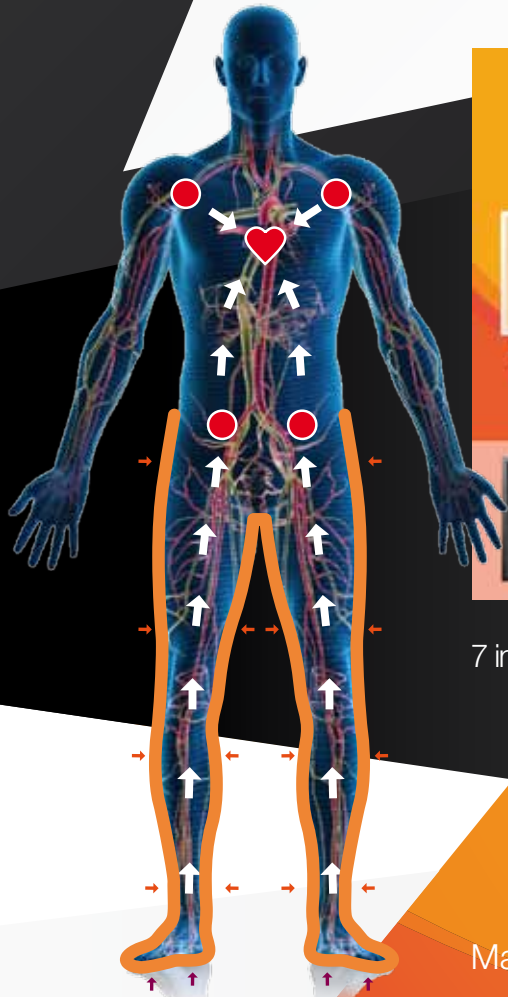
## + what's new

- > Stored therapeutic protocols for each connectable accessories
- > Planning sequence of treatment phases
- > Silent compressor
- > Automatic deflating at the treatment end
- > Fast accessories connection





dimensions in **mm**  
weight **6Kgs**



7 inch **touchscreen**

### Main features

Max output pressure	250 mmHg
Sector pressure range	30-90 mmHg
Number of sectors	8
Treatment mode	Time or Cycles
Power supply	115 or 230 Vac
Electrical input power	55 VA



# lambda

lasertherapy

models  
lambda  
lambda  
lambda 2  
lambda yag

monodiodic  
code LMB001M  
exadiodic  
code LMB001E  
exadiodic+monodiodic  
code LMB002  
yag  
codice LMB003

**lambda** is a programmable control unit IR LASER suited for regenerative biostimulating and antalgic treatments. It is possible to connect to **lambda** optional transducer handpieces. The transducers can have different dimensions and radiation power. This allows to the operator to use the best handpiece accordingly with the choised treatment.

**lambda** has a security control system which automatically disables the LASER emission in the case of missed or wrong positioning of the emitting handpiece.

**lambda yag** is a laser therapy equipment, which allows to work in depth on different types of pathologies. The wavelength used is 1064nm. This, combined with the emission power, allows a good diffusion and the right absorption by human tissue, by combining an analgesic effect, anti-inflammatory effect and of the tissue regeneration.

**lambda yag** allows to work in two modalities: continuous and pulsed. The continuous emission mode is suitable for pathologies where the injury is at depth. It is able to trigger cellular bio-stimulation

processes, and the process of tissue regeneration, reducing movement recovery times.

The pulsed emission mode is suitable for pathologies with acute phase, in order to perform anti-inflammatory pathologies with low thermal effects. The pulsed emission mode is also suitable for the fast tissue regeneration and the maintaining of the cellular balance. This allows the controlled vasodilation and the better recovery of the inflammatory process.





laser **exadiodic**  
Up to 180 Watt



laser **monodiodic**  
Up to 30 Watt



laser **yag**  
Up to 10 Watt

## + what's new

- > Wide range of preset protocols
- > Customized programs
- > Independent management of 2 different handpieces provided
- > Handpieces with one and six LASER emitters
- > Automatic scanning of the delivered frequency
- > Visualization of the delivered energy (Joule)
- > Warning signal on the handpiece lighted during energy delivering
- > Automatic recognition of the connected accessory

### Main features

Output frequency	<b>0,5-10.000 Hz</b>
Handpiece wavelenght	<b>905 nm</b>
Output pulse lenght	<b>100 nsec</b>
Power supply	<b>90-240 Vac / 50-60 Hz</b>
Electrical input power (VA)	<b>20 VA (lambda) / 25 VA (lambda 2)</b>

### Main features *lambda yag*

Wavelenght	<b>1064 nm</b>
Laser power	<b>up to 10W</b>
Emission	<b>Continuous, Pulsed</b>
Light Guide	<b>635 nm (2 mW)</b>
Power supply	<b>90-240 Vac / 50-60 Hz</b>
Absorption	<b>100 VA</b>
Laser class	<b>4</b>

**tesla** is an ELF magneto therapeutic unit designed for professional applications.

**tesla** generates magnetic field (ELF) characterized by: Low frequency, Negligible electric field, Low radiated power, Negligible thermal effects, High tissue penetration.

**tesla** has a graphic touchscreen display which allows the interactive control of the unit.

**tesla 2** can have at same time connected a couple of plain transducers and a cylindrical transducer or two cylindrical transducers. The outputs can be activated either contemporarily or one a time.

**tesla pulse** is a device designed for professional applications for the treatment of oste-articular pathologies.

**tesla pulse** can command a pair of flat transducers (optional) and a new handle of pulsed magnetic field. Outputs can be activated individually.

**tesla pulse** in PULSE mode through the interchangeable circular head of the handpiece emits a pulsed magnetic field characterized by: Low frequency, negligible electric field, high magnetic pulsed field (1 Tesla) (RAdiated Magnetic Pulse RAMP), negligible thermal effects, high penetration

in tissues, this particular field results in non-invasive and non-painful applications, favoring draining and cellular normalization through tissue and cell biostimulation for the treatment important traumatic pathologies with or without edema, inflammatory and / or painful forms such as cervical arthrosis, lumbagoe, scapolomeric periarthritits, sciatica, tendinitis, sports trauma (stretching, tearing, etc.)

**tesla pulse** has a touchscreen graphic display that allows interactive control of the unit.



tesla



tesla2



tesla pulse








dimensions in **mm**  
weight **5Kgs**

## + what's news

- > Wide range of preset protocols
- > Customized programs
- > Automatic recognition of the connected accessory
- > Planning sequence of phases



### Main features tesla / tesla 2

Output frequency	2 - 100 Hz
Max output level	100 / 10 Gauss/mT
Power supply	90-240 Vac / 50-60 Hz
Electrical input power	70 VA

### Main features tesla pulse

Output frequency	0,5 - 5 Hz
Max output level	10 kGauss (1T)
Power supply	90-240 Vac / 50-60 Hz
Electrical input power	120 VA

**physioled**

# onda

shockwave

onda  
code OND001

**onda** is a non-focal (radial) waves therapy device, which radically changes the therapeutic methodology of many musculoskeletal system disorders

Shockwave technology consists in generating an acoustic wave characterized by a high energy peak adjustable in a given frequency range. An accelerated bullet in the handpiece, trough electromagnetic impulse, generates a mechanical pressure wave that is transferred to a specific area by irradiating the tissue

Mechanical energy creates

biostimulation reactions in the tissue, giving positive influencing in a wide range of orthopedic, physiotherapeutic and antalgic conditions.

**onda** represents the best compromise between performance and practicality, delivering up to 185 mJ MAX (comparable around 6 bar of the pneumatic system) of variable frequency energy with a compact design to maximize the transportability of the unit. It also decreases the painful feeling by better distribution of the pressurized waves, allowing to the operator to obtain better therapeutic feedback.

The high intensity delivery allows to act on tendon osteo calcifications improving the biological repair mechanism

### Therapeutic Indications

- Bunions
- Coxarthrosis
- Epicondylitis / Epitrocleitis
- Stress FractureFrom Periostitis
- Active Periostitis
- Risoisoarthrosis
- Tendinitis and tendinopathy
- Tendoperiostit





dimensions in **mm**  
weight **5Kgs**

## + what's new

- > Wide range of preset protocols
- > Customized programs
- > Heads with different diameters



### Main features

Energy	60÷185 mJ
Working mode	4 Modality (continuous/4/8/12 pulse)
Working Frequency	1÷22 Hz
Power supply	90-240 Vac / 50-60 Hz
Max output power	250 VA
Applicators	6/15/25 mm

physioled



secure **slot** adds value to your product by offering a simple security solution



**USB** A type to update your **physioled**



**USB** B type to update your **physioled**



7 languages **software**

IT



EN



ES



PT




FR



PL



DE



## + about

- > Graphic touchscreen display
- > Possibility to upgrade by USB port
- > Intuitive icons interface
- > Controls of the unit made by one knob multipurpose encoder, keys or touchscreen
- > Wide range of preset protocols
- > Customized programs

+ notes

---

---

---

---

---

---

---

---

---

---





**LED SpA**

via Selciatella, 40

04011 Aprilia (LT) - Italy

**P** +39 06 92 87 0045

**F** +39 06 92 87 0046

[www.led.it](http://www.led.it) - [info@led.it](mailto:info@led.it)



[www.physioled.it](http://www.physioled.it)